

Functions of Sentences: Statements, Questions, Commands and Exclamations Activity Sheet

1. Draw a line to match the sentences to the sentence type.

How lucky we are to see a hedgehog!

statement

Where would you like to go for your birthday?

question



Tell me how you did that magic trick!

exclamation

The giraffe is the tallest animal in the world.

command

2. Choose one animal from the pictures and write a statement sentence about it.



3. Change these sentences from statements to questions. One has been one for you.



Statement:

Meerkats can look for danger when they stand on their back legs.

Question: Can meerkats look for danger when they stand on their back legs?

Statement: Pandas can only eat bamboo.

Question: _____

Statement: It is summer in Australia.

Question: _____

Statement: Greedy dogs will eat lots of food.

Question: _____

Statement: She could win the game.

Question: _____

Top Tip:

Move the helping verb (e.g. can, is, will, could) to the front of the sentence and add a question mark!

4. Now change these statements into questions.

Statement: Giraffes have long necks.

Question: _____

Statement: Fred likes to play tennis.

Question: _____

Statement: Rashmi went to her dad's house.

Question: _____

Top Tip:

Add **do**, **does** or **did** and **change the verb form**.

5. Use one of these question words to complete the question sentences.

Who

What

Where

When

Why

_____ is the grass green?

_____ have all the apples gone?

_____ is it lunchtime?

_____ time is it now?

_____ has left the pencils in a mess?

6. This recipe isn't finished! Can you choose the correct imperative (bossy) verb to complete the command sentences?



spoon stir turn Sift
bake break blend add

First, _____ the oven on to 180 degrees. Next, put the butter and sugar into a bowl and _____ them together with a fork. Now, _____ the eggs and _____ them to the mixture. _____ the flour to remove lumps, then _____ everything together. Finally, _____ the mixture into cake cases and _____ in the oven for twenty minutes.

7. This teacher is very bossy! Think of and write three commands she might say to you. Use the imperative verbs to help you.

take put sit stand listen walk do not wait



Command 1: _____

Command 2: _____

Command 3: _____

8. Write 'what' or 'how' to complete these exclamation sentences.

_____ big teeth you have!

_____ wonderful this drawing is!

_____ hard you have worked today!

_____ a friendly cat you are!

9. Look at this picture and write two exclamation sentences (don't forget the exclamation mark!)



Examples: How tall that tree is! What a lot of flowers!

What: _____

How: _____

10. Can you write a statement, command, question and exclamation for this picture?

Statement:

Command:

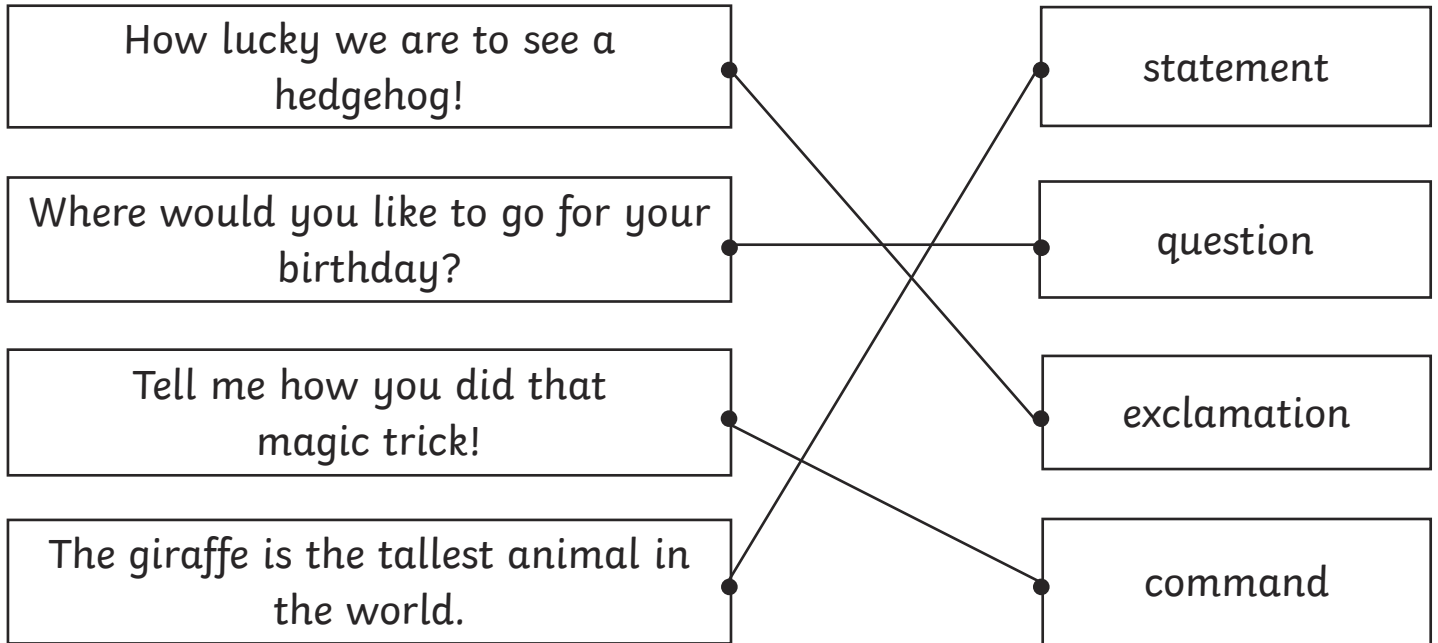
Question:

Exclamation:



Functions of Sentences: Statements, Questions, Commands and Exclamations **Answers**

1. Draw a line to match the sentences to the sentence type.



2. Choose one animal from the pictures and write a statement sentence about it.

Pupils' own responses that are statements which tell us something about the animal and end in a full stop.

3. Change these sentences from statements to questions. One has been one for you.

Statement: Pandas can only eat bamboo.

Question: **Can pandas only eat bamboo?**

Statement: It is summer in Australia.

Question: **Is it summer in Australia?**

Statement: Greedy dogs will eat lots of food.

Question: **Will greedy dogs eat lots of food?**

Statement: She could win the game.

Question: **Could she win the game?**

4. Now change these statements into questions.

Statement: Giraffes have long necks.

Question: **Do giraffes have long necks?**

Statement: Fred likes to play tennis.

Question: **Does Fred like to play tennis?**

Statement: Rashmi went to her dad's house.

Question: **Did Rashmi go to her dad's house?**

5. Use one of these question words to complete the question sentences.

Why is the grass green?

Where have all the apples gone?

When is it lunchtime?

What time is it now?

Who has left the pencils in a mess?

6. This recipe isn't finished! Can you choose the correct imperative (bossy) verb to complete the command sentences?

First, **turn** the oven on to 180 degrees. Next, put the butter and sugar into a bowl and **blend** them together with a fork. Now, **break** the eggs and **add** them to the mixture. **Sift** the flour to remove lumps, then **stir** everything together. Finally, **spoon** the mixture into cake cases and **bake** in the oven for twenty minutes.

7. This teacher is very bossy! Think of and write three commands she might say to you. Use the imperative verbs to help you.

Pupils' own responses that are commands starting with an imperative verb and ending with an exclamation mark, such as: Put your hand up! Walk down the corridor! Listen carefully!

8. Write 'what' or 'how' to complete these exclamation sentences.

What big teeth you have!

How wonderful this drawing is!

How hard you have worked today!

What a friendly cat you are!

9. Look at this picture and write two exclamation sentences (don't forget the exclamation mark!)

Pupils' own responses that are exclamations starting with 'how' or 'what' and ending in an exclamation mark, such as: What a beautiful rainbow! How cute that lamb is!

10. Can you write a statement, command, question and exclamation for this picture?

Pupils' own responses, such as:

Statement: The snowman is wearing a hat and scarf.

Command: Put your gloves on before you touch the snow!

Question: What is the girl who is standing up thinking about?

Exclamation: How cold it is today!